


## TEACHER RESOURCE

Your pupils are growing up in a world that faces some of its biggest challenges ever. Our over-consumption of natural resources and unsustainable lifestyles are threatening the very future of the planet that we share with millions of species. The huge variety of life on Earth, biodiversity, provides us with all we need from the air we breathe to the materials we use to build our homes. But if we upset the delicate balance of our planet then we risk losing all that we have.

---



Your pupils will be aware of some of the dangers that our planet faces. They will probably know that species such as the polar bear are under threat. Or they may have watched news reports on extreme weather conditions such as flooding in the UK. Young people sometimes feel powerless in the face of such events but that's where the Green Ambassadors scheme comes in.

Taking part in the Green Ambassadors scheme is an inspiring way to learn about the simple steps that we can take to make our schools more sustainable, promote biodiversity, and help pupils to care for themselves, each other (across cultures, distances and generations) and the environment (both far and near).

The Green Ambassadors scheme provides plenty of ideas to get your Teams started, with fun characters who help to bring the ideas to life. It's up to your Green Ambassador Team where they choose to begin, whether it's thinking about how to save energy with Switch, promoting school lunches that are healthy for people and the planet with Smith, or boosting reusing, recycling – or just using less - in the school with Crush.


## WHAT IS THE TEACHER'S ROLE?

A green team is led by pupils and its success will depend on their taking ownership of the project and its positive outcomes. But they will need your guidance at key moments. Your job is to encourage the Green Ambassador Team members to channel their passion, energy and creativity so that they can bring about long-lasting change in the school and wider community.


Your role in supporting your school's Green Ambassador Team will vary. The Green Ambassador characters highlight just a few of them:




Earth looks out for everyone and encourages them in all they do. As a mentor, you'll be guiding members of the Green Ambassador Team through the process of setting up the team and working effectively together.




Smith is a great team player. You will be a Green Ambassador Team facilitator, encouraging members of the management team and other staff to get on board and put sustainability on the agenda through the whole school.



Puz and Zel get everyone involved. As a communicator you will help spread the word about the Green Ambassador Team's activities.



Leafy likes to question. The Green Ambassador Team may need a coach to help them think through issues in new ways.



Brick is solid and dependable. You'll sometimes need to provide impartial guidance and act as a referee to settle any disagreements that arise within the team.

The Green Ambassador Team Power pupil resource links closely to this teacher's resource, and contains ideas and guidance for pupils on how to get up and running with a great Green Ambassador Team.

## HERE ARE A FEW TOP TIPS FROM SMITH:

Introduce the Green Ambassadors scheme to your pupils using the Assembly. Organise the first meeting soon after and harness everyone's enthusiasm!

Think through the structure of your Green Ambassador Team. Will you ask for 1 or 2 volunteers from each year group? Will you hold elections so that pupils can vote for their representatives or will the team be open to everyone? How will you make sure that everyone in the school is represented?

With your Green Ambassador Team, decide when and how often you are going to meet. Will you meet during lesson time, lunch time or after school? You don't always have to stick to the same time, but if you do it helps people remember to come along.

Create a Green Ambassador Team identity. Choose a name together, make badges, and give a Green Ambassador VIP kit to each member of the Green Ambassador Team at the first meeting.

Get your Head Teacher, governors and other staff on board as you'll need their support. Perhaps you could invite a governor to a meeting and be sure to invite key supporters along to your events.


Once your Green Ambassador Team is up and running, you may want to set up working groups so that the workload is more evenly shared. This allows a smaller group of pupils to work on one area, such as organising an assembly or carrying out and reporting back on a survey. They can then report back to the whole team.

Make sure that everyone in the Green Ambassador Team can join in. Younger pupils can find it more difficult to keep up with their roles so a 'buddy' system where older members are paired with younger ones can make sure they get the support they need.

Make your meetings fun, from making bird feeders or bug hotels to encourage wildlife into the school grounds to making polar bear lanterns from recycled materials.

Celebrate! Help pupils feel proud of their achievements by celebrating what they have done. At the end of the year hold a Green Awards assembly to reward efforts and raise the Green Ambassador Team's profile for the start of the next year. Create a Year Book as the year progresses to keep a record of what has been achieved.

Link in. There are many different days and actions that take place through the year. Here are some that your Green Ambassador Team could get involved in: The RSPB Big Schools' Birdwatch (every January), Earth Hour, World Earth Day (April 22nd), World Environment Day (June 5th), Walk to School Week (every May), Wear it Wild.



## THE FIRST MEETING

At the first meeting it's important to make everyone feel confident and motivated so that they stay involved through the whole year. Spend time getting to know each other and building up a team spirit.

A introductory round is a good way to help pupils get to know each other's names and feel settled. In a circle, pupils take turns to finish the sentence 'If I were an animal I would like to be a ..... because...!'

## ACTIVITY: GETTING TO KNOW YOU

This ice-breaker activity is designed to help Green Team members think about sustainability while getting to know others in the group.

## PREPARATION

You will need a copy of the Getting to Know You sheet for each member of the team.


## WHAT TO DO

Give each pupil a copy of the sheet and ask them to go around the room and note down a different relevant person for each statement. If there is time they might ask that person a question about the statement.

After pupils have filled in their sheets come together and ask pupils what interesting things they learned from this activity. Point out that everyone has done something to protect the natural world and they are going to build on this through the year.

The Green Ambassadors Team Power section for pupils contains lots of further information on the first Green Ambassador Team meetings.

It will help your Green Ambassador Team members think about what qualities they are looking for in their team. These might include: being a good listener, reliability, a positive outlook, commitment, a willingness to work with others, the ability to share good ideas and be a good role model.



Fill in each slot with the name of a different person in your Green Ambassador Team.

FIND SOMEONE WHO....	NAME
Always puts their litter in the bin	
Switches off lights when they are not needed	
Has a healthy diet with lots of vegetables	
Takes the bus to school	
Turns the plug off after they have recharged their mobile phone	
Has made something from recycled materials	
Turns off the tap while they are brushing their teeth	
Has used a compost bin	
Recycles paper and plastic	
Walks to school	
Can name a species of endangered animal	
Has bought something from a charity shop	
Drinks tap water instead of bottled water	
Uses a shower instead of a bath	
Tries not to waste food	
Has enjoyed a walk outside recently	
Has taken part in a green event	