



# MAKE A BEE HOTEL

Britain has around 200 species of solitary bees; these differ from bumblebees in that they build single nest cells for their larvae. Some species nest in tunnels in sandy banks or old bricks; others use hollow stems of dead plants or old wood to create their nests.

- 1 1/2 hours
- all ages
- outdoor fun

**BRITAIN HAS AROUND 200 SPECIES OF SOLITARY BEES**

You can make use of recycled materials to create their own bee hotels, providing spaces for solitary bees to nest. Your brilliant bee hotel can then be positioned in your garden, or around your school or youth group meeting place. Just make sure they are placed in a south facing position as bees love the sun.

Follow the simple instructions below to make your very own bee hotel and encourage these wonderful little creatures into your garden!



**POSITION THE BEE HOTEL IN A SOUTH FACING POSITION AS BEES LOVE THE SUN**



# MAKE A BEE HOTEL




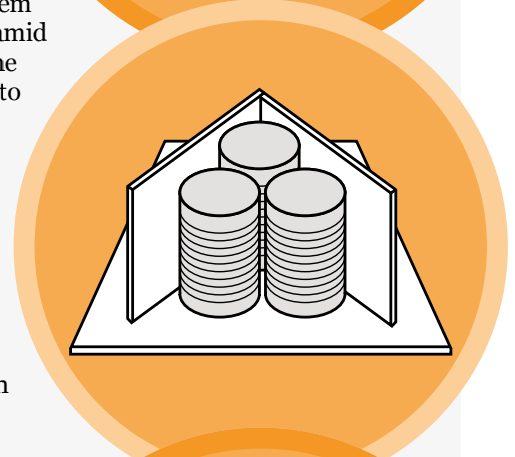
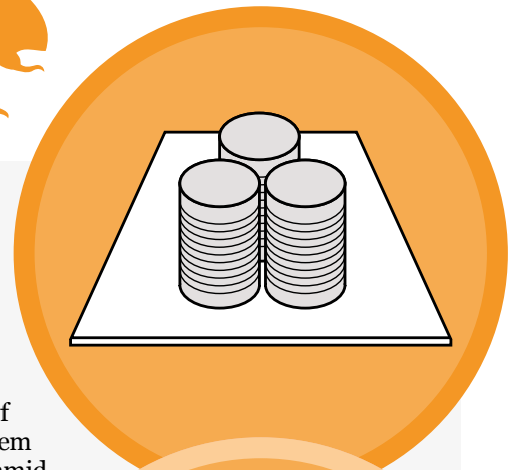
## What you need

- Three clean tin cans
- Bamboo canes
- Non-toxic PVA glue
- Wood glue
- Paint
- Two thin pieces of wood for the roof
- A thin square piece of wood for the back of the hotel



## Instructions

1. Place the piece of wood you have chosen for the back of your bee hotel on the floor. Put wood glue on the bottom of the cans and stick them to the wood in a pyramid shape (two below, one on top). Leave them to dry for an hour.
2. Take the pieces of wood for your roof and place them in a triangle shape covering the cans. Glue the wood into place and leave them to dry for an hour.
3. Ask an adult to help you cut the bamboo canes into short sections the depth of the tin cans. Place a little PVA glue on the end of each cane and push it into the can. Fill up the can with the canes.
4. Now your bee hotel is nearly ready. Paint it in bright colours and patterns (with non-toxic paint) and leave it in a quiet, sunny, place outside for the bees to start using.



## GET SOCIAL:

Share your Green Ambassador stories on Facebook, Twitter or Instagram using #GreenAmbassadors.

To learn how to get involved in becoming a WWF Green Ambassador, visit us at:

[www.org.uk/greenambassadors](http://www.org.uk/greenambassadors)



For a future where people and nature thrive | [www.org.uk](http://www.org.uk)

© 1986 panda symbol and ® "WWF" Registered Trademark of WWF. WWF-UK registered charity (1081247) and in Scotland (SC039593). A company limited by guarantee (4016725)