



DO IT FOR YOUR PLANET



# MAKE A COLOURFUL TIGER MASK

The tiger is the biggest, the most iconic, and one of the most endangered of all the big cats. They can make a huge range of sounds including growls, roars, moans, snarls, chuffs,

hisses and gasps – probably to communicate to other tigers.

Why not share your love for these incredible creatures by making your own colourful tiger mask and let everyone hear your mighty roar!



### What you need

- Our tiger mask template
- A collection of recycled cardboard packaging
- Scissors
- Crayons or colourful marker pens
- Colourful tissue paper
- PVA glue
- Hole punch (or knitting needle)



30 mins




all ages



indoor fun

### Instructions

1. Print out your mask template.
2. Stick the template to some card (We find an old cereal box works well!)
3. Cut around your mask - remember to cut out the eye holes!
4. Punch holes (or use a knitting needle) where the black circles are marked and add some string or elastic to keep your mask in place.
5. Decorate your mask using colourful crayons, paint or marker pens. You might choose to use some colourful tissue paper or recycled fabric to make it wonderfully unique!
6. Why not add whiskers with pipe cleaners or curly paper?
7. Now, let us hear you roar!





SHARE YOUR LOVE FOR THESE INCREDIBLE CREATURES BY MAKING YOUR OWN COLOURFUL TIGER MASK



HAVE FUN!

# MAKE A COLOURFUL TIGER MASK



## GET SOCIAL:

Share your Green Ambassador stories on Facebook, Twitter or Instagram using **#GreenAmbassadors**.

To learn how to get involved in becoming a WWF Green Ambassador, visit us at:

[www.org.uk/greenambassadors](http://www.org.uk/greenambassadors)



For a future where people and nature thrive | [wwf.org.uk](http://wwf.org.uk)

© 1986 panda symbol and ® "WWF" Registered Trademark of WWF. WWF-UK registered charity (1081247) and in Scotland (SC039593). A company limited by guarantee (4016725)