

PUPIL RESOURCE


One of the most important things about being a Green Ambassador is convincing other people to become greener too. Everything that you do will have much better results if you get other people to join in to help our planet.

So now it's time to spread the word and get people talking about what you're doing. Publicity will also give your Green Ambassador team the credit that it deserves for your all hard work.

There are so many ways that you can put the sustainability message out and let everyone know what's happening. Puz and Zel are great communicators. Here are some top tips for getting everyone involved.

Why are the letters 'n' and 'o' important?

Because we can't get 'on' without them.



SPEAK OUT

An assembly is a great way to tell the whole school about your Green Ambassador team.

As a Green Ambassador you'll be called on to speak up for our planet. At first, speaking in front of lots of people can seem scary, but Puz and Zel have six bits of advice that will get you off to a flying start.

1. Be prepared! Think about what you want to say and write everything down. Practise it to make sure that you're ready. You could ask a teacher to help.
2. Think about your message - What is the most important thing you want to say? And remember to explain the big 5 - what, when, where, how and why - behind your idea.
3. Share the work so that one person isn't left to do all the talking.
4. Don't rush - speak clearly and slowly so that people can hear your important message. Learning your speech off by heart is a good idea and it will mean that you can look up at your audience.
5. Keep it snappy! Don't go into too much detail. You don't want your audience to get bored!

REACH OUT

Send a letter to parents and Governors telling them about the Green Ambassador team and what you are trying to achieve. Contact other local schools and see if there are things that you could do together, such as organising a clean-up of the local park.

PUT IT ON DISPLAY

Having your own display board in the school will get you noticed. You can tell everyone about your meetings too. Put up photos, charts and survey results to let people know what you've been up to.

GET ARTY

Make posters to hang up around the school in corridors, the school hall, the library and other communal areas.

TAKE PART

Have a stall at your School Fair. It's a great way to tell people what you're up to and ask them what they think. You can raise some funds for your Green Ambassador team's work or WWF at the same time.

TELL YOUR STORY

Use your school newsletter to share your success stories (and pictures!). You could put together a press release about a special event for your local paper or community newsletter. Be sure to mention what's happening, when, where and why. Think of a catchy title and a nugget of information that will get you noticed.


USE SOCIAL MEDIA

Sharing ideas and news via social media is a great way to publicise what you're doing. Upload posts on your school's social media pages and don't forget to use our Twitter handles [@wwf_uk](#) [#GreenAmbassadors](#) so they appear on our Green Ambassador social wall Link. Your teacher will be able to help.

INVITE

Ask some inspiring local environmental experts, politicians or community groups to come in to your school and talk about what being sustainable means.

Why not decorate plant pots made from empty yoghurt pots, tins and jars and fill them with small plants or seedlings that you have grown in the school garden?



Why don't you tell secrets in vegetable gardens?

Because potatoes have eyes, corn has ears and beans talk!



With all this activity going on you'll whizz through to the end of the year and will have made some real changes to your school. Don't forget to celebrate your successes.

Why not create a 'Year Book' which will be a lasting record of all you've achieved?


Display a copy of the Year Book in the school reception area to impress visitors and encourage others to join the Green Ambassador team.

Have a celebration assembly at the end of the year to highlight all the things that you've done. This will be a great way to inspire others to get involved next year.

In your last meeting of the year as a Green Ambassador team think about what has made your team so special. You can use the template in the Year Book to help you.

As a group, discuss some of the essential ingredients in your team, for example: a good idea, enthusiasm, co-operation, happy people etc. Then put in some measurements, such as a handful, heaped spoonful, bag, a pinch etc and write out your own special Green Ambassador team recipe.

*And keep smiling.
A smile goes a long way!*



ACTIVITY: CELEBRATING OUR GREEN AMBASSADORS TEAM

Here's another activity that will celebrate the special qualities that each person has brought to the team. It's your chance to say something positive about every Green Ambassador.


PREPARATION


You will need to print enough copies of the Let's Celebrate template for each member of the team.

WHAT TO DO

Each person should write their name in the rainbow at the top of the picture and pass it round the group. Then, starting at the bottom of the page the first person to get the sheet writes something positive about that person in a leaf and folds it over before passing it on to the next person. The sheet will pass round the whole group before coming back to the person whose name is at the top.

Make sure that everybody in the team has time to read all the comments on their sheet. People may like to share with the group one that they feel particularly pleased about.





Thank you for all that you are doing to protect our precious planet. Remember that every one of us can make a difference. If you'd like to share your story on the Green Ambassador hub, we'd love to hear from you!



NEWSLETTER



GREEN AMBASSADORS

NEWSLETTER NUMBER:



THE HIGHLIGHTS
